








Information to know regarding the use of your NAFCS Chromebook

Keyboard Buttons

-  Go to the previous page in your browser history (F1)
-  Go to the next page in your browser history (F2)
-  Reload your current page (F3)
-  Enter Immersive mode, which hides the tabs and launcher (F4)
-  Enter Overview mode, which shows all windows (F5)
-  Decrease screen brightness (F6)
-  Increase screen brightness (F7)
-  Search your apps and the web at the same time. On a Chromebook, this key is located on the side, where you'd normally find the Caps Lock key.

Keyboard Shortcuts

CTRL and click a link - Opens the link in a new tab.

CTRL C - Copy

CTRL X - Cut

CTRL V - Paste

CTRL Z - Undo

Take a Screenshot - CTRL +  = Full screen and/or CTRL + Shift +  = Selection

More Keyboard Shortcuts

<https://support.google.com/chromebook/answer/183101>

Trackpad

Right click by TAPPING the trackpad with two fingers.

Scroll by using two fingers

Chromebook Help Center

<https://support.google.com/chromebook>

Working Offline with your Chromebook -

<https://support.google.com/chromebook/answer/2809731>

Printing: https://docs.google.com/presentation/d/1iy_O5Dv5-pdGOCOOf3AU-0y7xr4x332NVYBo2PRyUM1w/edit?usp=sharing

Classlink: launchpad.classlink.com/naucs

Blocksi Classroom: <https://teacher.blocksi.net/> (available to use now)

Lightspeed Classroom: <https://classroom.relay.school/> (we will transition to Blocksi classroom by the end of the 2019-2020 school year)